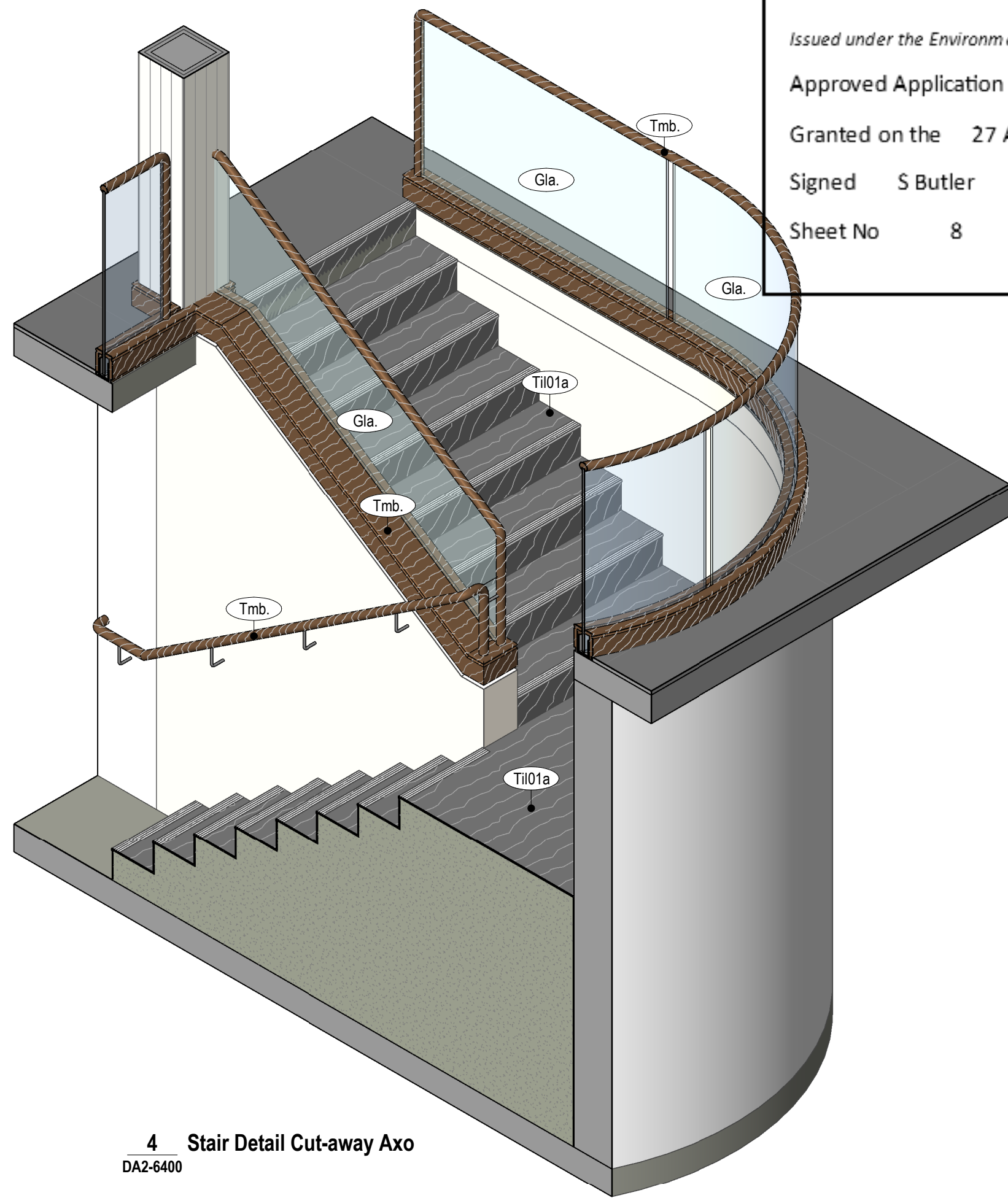
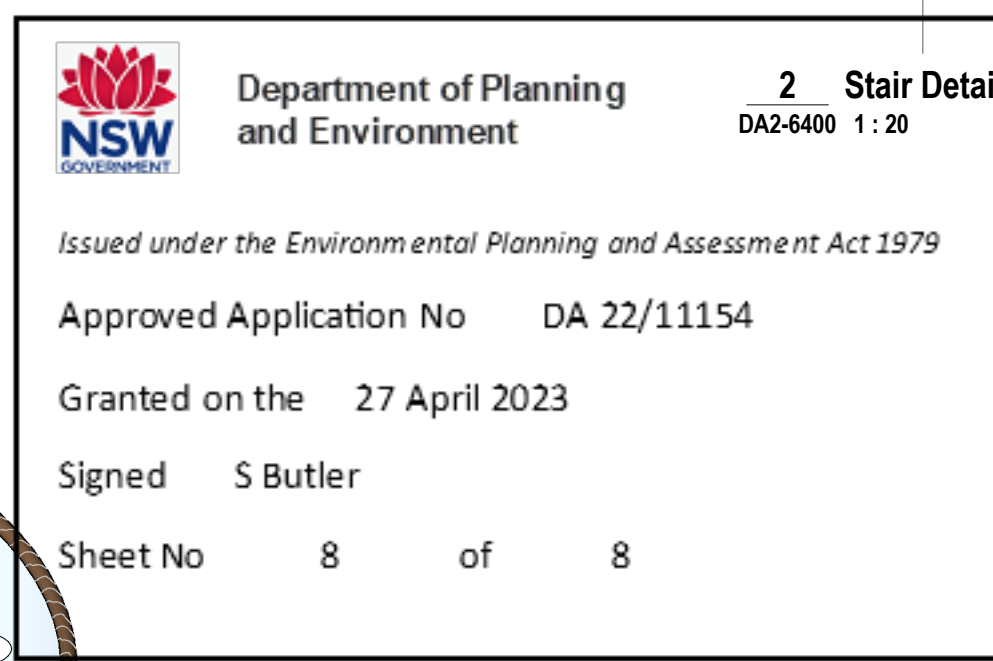


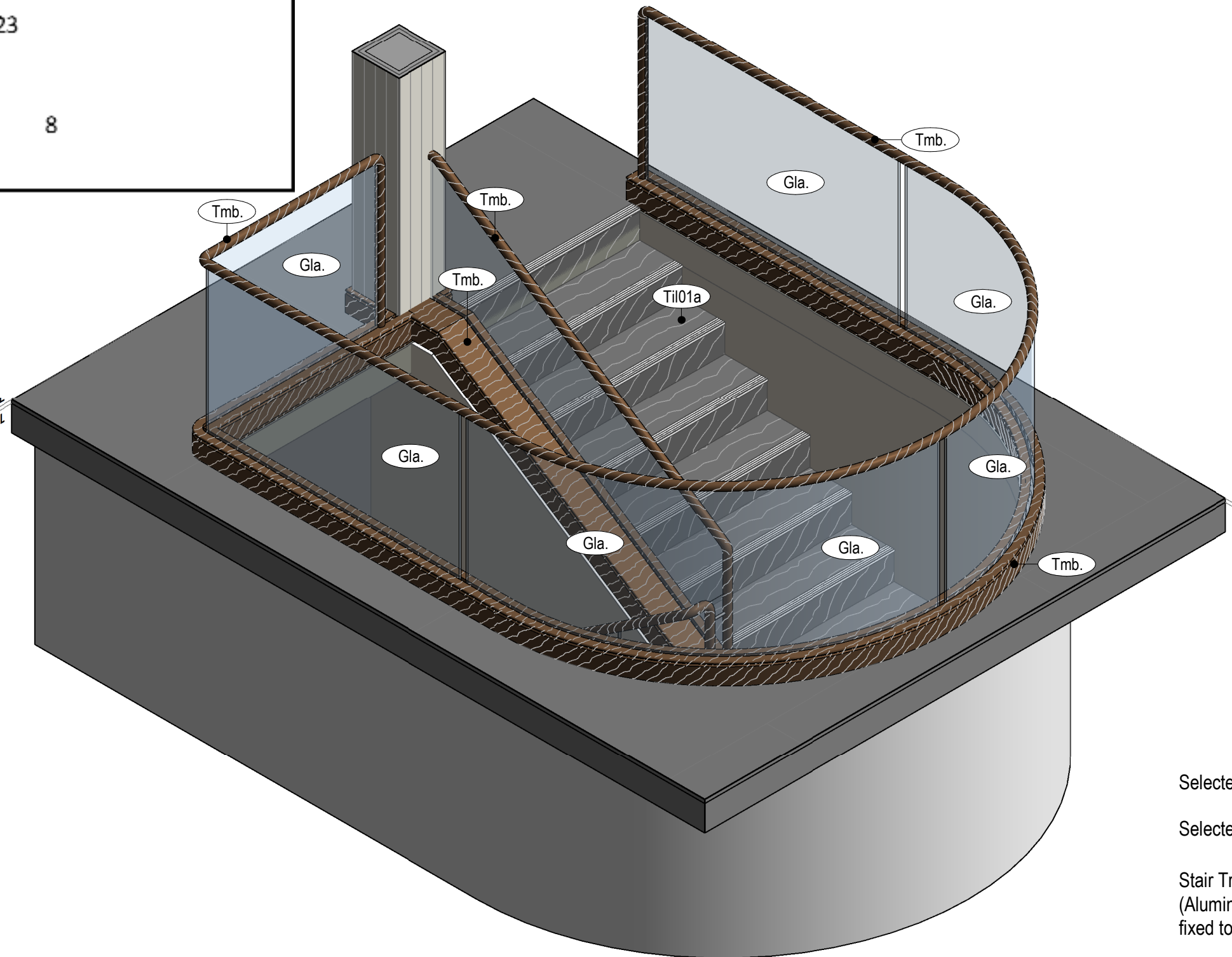
1 Stair Detail Plan
DA2-6400 1:20



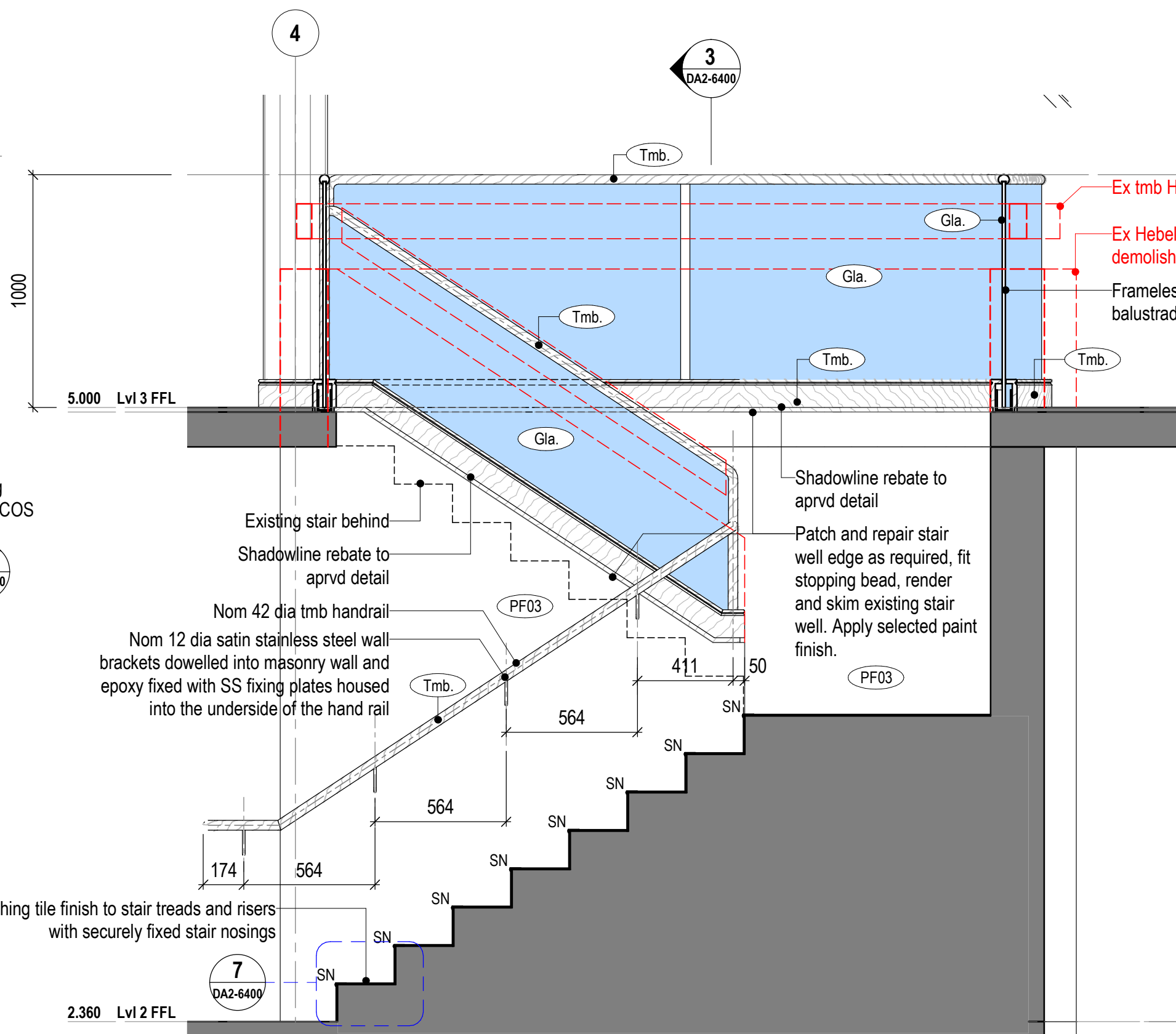
4 Stair Detail Cut-away Axo
DA2-6400



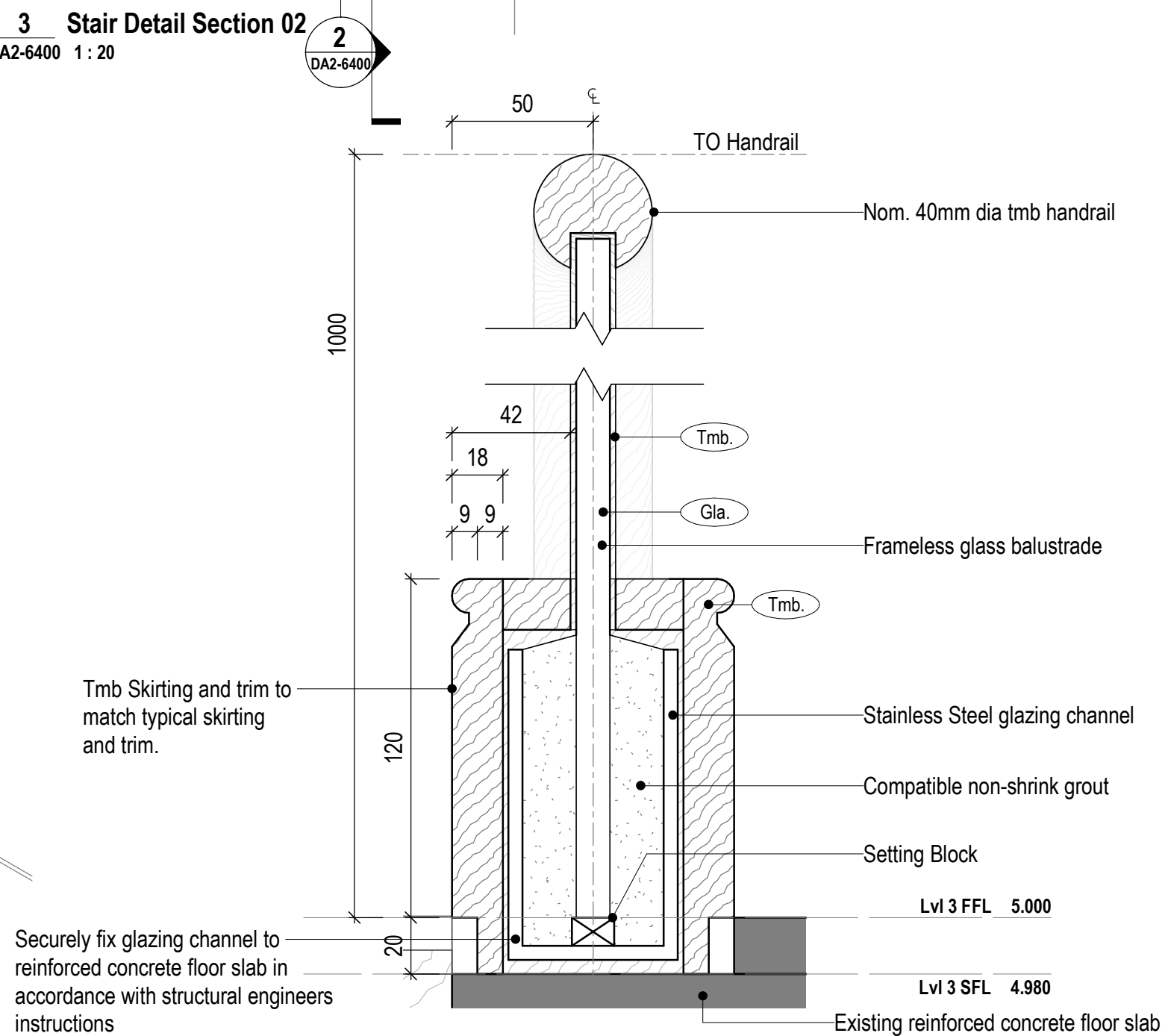
2 Stair Detail Section 01
DA2-6400 1:20



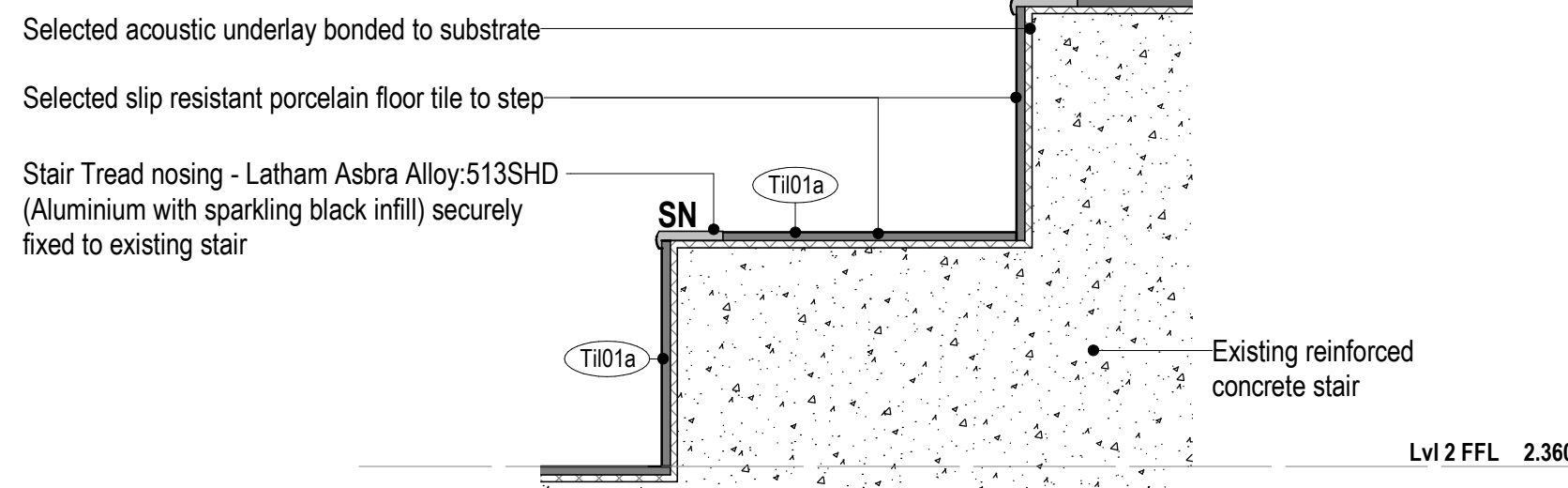
5 Stair Detail Axo
DA2-6400



3 Stair Detail Section 02
DA2-6400 1:20




6 Detail Section - Balustrade Detail
DA2-6400 1:2



7 Detail Section - Step Finishes
DA2-6400 1:5

Materials



Detail Legend - Stair Balustrade

General Notes, abbreviations, specifications and schedules
Refer also to the General Notes, standard abbreviations, specifications and schedules where included with this drawing set.

Construction, Material and/or Finishes References
Refer to the relevant legend, specification and/or schedule where a type of construction, material and/or finish is referenced is indicated following. Note: FRLs are shown in italics where required.

LWT### Wall type	WF### Wall finish type
FRT### Floor type	FFF### Floor finish type
CTA### Ceiling type	???### Material &/ finish
RT### Roof type	Set Out Point
Building fabric to be demolished or substantially modified.	Area of proposed demolition and/or substantial modification to the existing building fabric. Existing fabric (generally to remain)
New / proposed fabric (generally)	Existing fabric to be retained & which is excluded from the scope of works

Set out
Where no specific setout point is nominated notify the Project Administrator for direction prior to proceeding with the affected part of the works.

General
Where indicated to designate a particular type of a referenced item. Refer to the relevant schedule for specs

Legend
SN Stair nosing securely fixed to existing reinforced concrete stair equal to Latham Asbra Alloy 503 SHD with black infill. Pack nosing as required to ensure that the top of the onising finishes neat and flush with the selected tread finish.

1:20 0.5 1.0 2.0M

Development Application

Scale @ A1	As indicated	Drawn by	Checked by
Scale @ A3	As indicated		
Project Start Date	Issue Date	Sheet Issue Date	20/09/22
Project #	2646	Zone	Disc
Drawing #	DA2-6400	Rev	03

General Notes
The copyright of this design remains the property of H&E Architects. This design is not to be used, copied or reproduced without the authority of H&E Architects. Do not scale from drawings. Confirm dimensions on site prior to the commencement of works. Where a discrepancy arises seek direction prior to proceeding with the works.
This drawing is only to be used by the stated Client in the stated location for the purpose it was created. Do not use this drawing for construction unless designated.

Rev	Date	Amendments
01	10/06/22	Issued for Information
02	15/06/22	Development Application Issue
03	20/09/22	Amended Development Application Issue: Incl various amnds in response to DoPE RFI dated 27/07/2022 incl colour shading of DA scope added; Water-stops added to wet area doorways; All sol for Store added to scope of DA; various compliance upgrades law AED Report #12125 dated 15.06.2022 added

Rev	Date	Amendments
-----	------	------------

H&E
ARCHITECTS

Suite 4.02, 80 Cooper Street
Surry Hills NSW 2010 Australia
+612 9357 2288
hello@h-e.com.au
www.h-e.com.au
PO Box 490 Darlinghurst NSW 1300
Humphrey & Edwards Pty Ltd | ABN 8905638227
Nominated Architect: Glenn Cunningham #6415

Project
Sequoia 5 Penthouse Refurbishment

Client
Kent & Desley Walker

Location
15 Diggings Terrace, Thredbo, NSW 2625

Drawing
Stair Well and Handrail